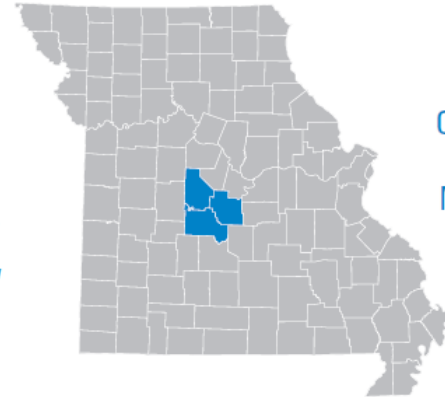


# REGIONAL WORKFORCE PROFILE

## *Lake of the Ozarks Regional Economic Development Council*

January 19, 2017



Camden County  
Miller County  
Morgan County

## Ameren as an Economic Development Partner

- Powering the Quality of Life
- Public/Private Partnerships to Support Customers
- Energy Infrastructure for Business Growth
- Support Community Development Capacity



## Purpose of Regional Workforce Profile

- Understanding our Regional Economic Base
- Workforce Demographics/Emerging Trends
- Key Industry Sectors
- Deep Dive – Manufacturing Sector

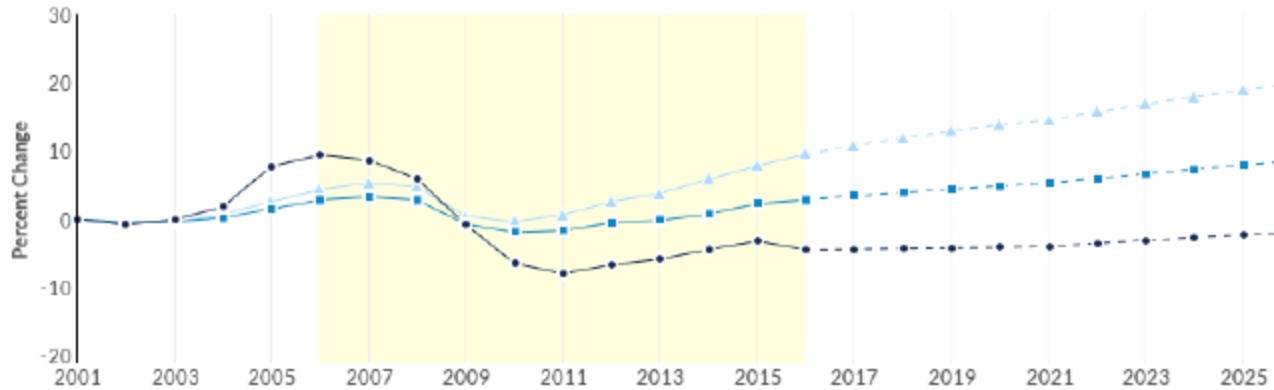
## Economic Summary

	Region	Missouri
Population (2016)	89,727	6,105,590
Jobs (2016)	30,678	3,057,392
Average Earnings (2016)	\$35,130	\$53,518
Unemployed (8/2016)	2,288	168,684
Gross Regional Product* (2015)	\$2,121,011,871	\$270 Billion

\*Gross Regional Product (GRP) is the measure of the goods and services produced by businesses and organizations located in the Region

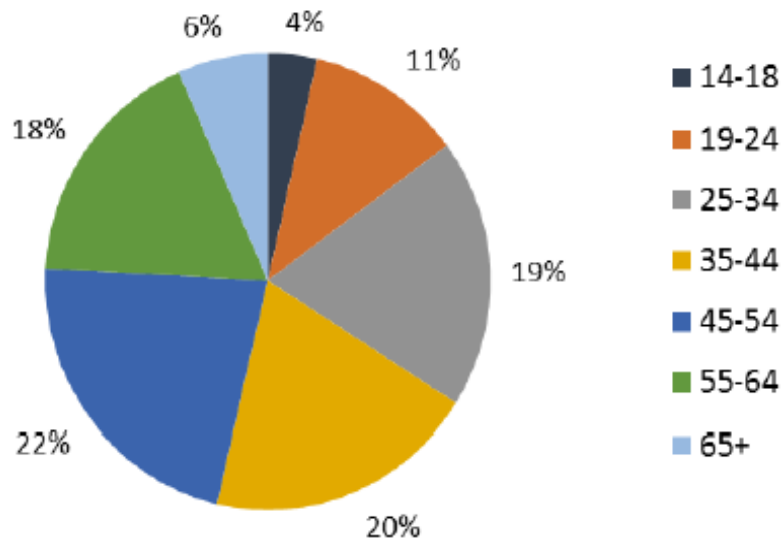


## Lake of the Ozarks - Employment Trends and Projections



# 2016 Labor Market by Age Group

## Lake of the Ozarks Working Age Segments



## Projected Employment Change by Top Industry Sectors

Sector	2016 Jobs	% of Change - 2026
Retail Trade	5,722	1%
Government	4,600	1%
Accom./Food Serv.	4,122	(6%)
Health/Soc. Serv.	3,131	14%
Construction	2,661	(7%)
Manufacturing	1,891	11%

## Industry Location Quotients

Sector	Location Quotient
Retail Trade	1.78
Construction	1.61
Utilities	1.61
Art/Enter.	1.59
Accom./Food Serv.	1.58
Real Estate	1.28



## Lake of the Ozarks – Average Earnings

Regional Average - \$35,130

National Average - \$60,783



## Leading Regional Manufacturing Industries (Total Jobs 2016)

Industry	Jobs
Transportation Equip.	435
Machinery Mfg.	261
Fab. Metal Products	214
Wood Product Manuf.	157
Misc. Mfg.	148

## Moving to Action

- Develop Talent Tailored to Regional Assets
- Collaboration/Innovation on Strategies
- Consider Technical Training/Credentials
- Inspire Next Generation of Region's Workers